

Succession Balanced Fund

November 2022



SUCCESSION FINANCIAL PLANNING
Advisory Services (PTY) Ltd
Licensed Financial Services Provider FSP 41158

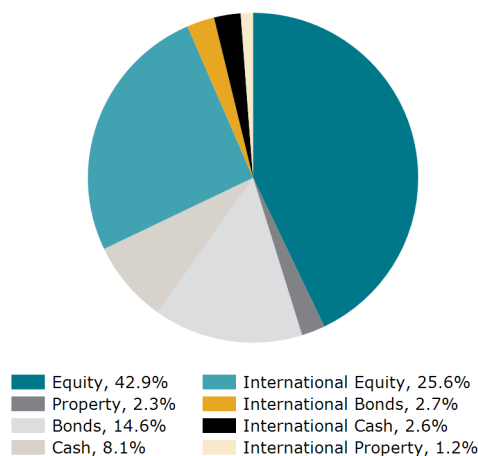
FUND DETAILS

Fund Category	SA Multi Asset High Equity
Benchmark	Avg SA Multi Asset High Equity
Risk Profile	Moderate Aggressive
Launch Date	09 March 2020
Fund Size	R 91 million

FUND OBJECTIVE

The fund aims to provide a high level of capital growth over the long term. Investors in this fund are prepared to tolerate high fluctuations in the value of their investment over the short term. The fund will be diversified across all major asset classes with a bias towards equities (maximum of 75%). The fund is compliant with Regulation 28 of the Pension Funds Act, 1956.

ASSET ALLOCATION



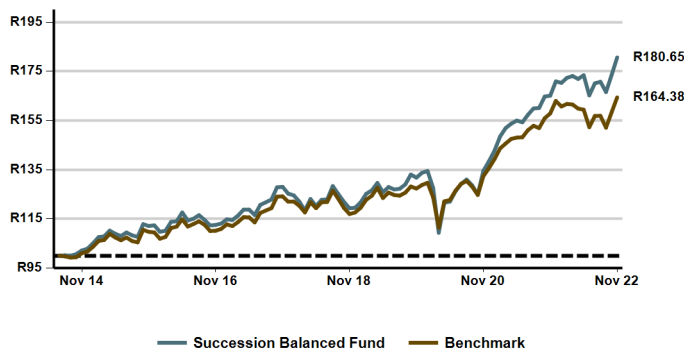
INVESTOR PROFILE

This fund is suitable for investors looking for:

- High level of capital growth
- Able to tolerate high levels of volatility

CUMULATIVE PERFORMANCE SINCE LAUNCH

Indicative value of R100 invested at launch of strategy, after fees.



PERFORMANCE (%)	FUND	BENCHMARK
1 Month	4.14	3.85
3 Months	5.79	4.78
6 Months	4.17	3.14
1 Year	9.42	4.12
2 Years (annualised)	15.90	11.46
3 Years (annualised)	11.09	8.89
5 Years (annualised)	7.13	5.78
Since Launch	7.35	6.15

For illustrative purposes only and based on the historic performance of the SFP multi-managed strategy.

MANAGER SELECTION (%)

Amplify SCI Balanced	10.90	Fairtree Equity Prescient	6.80
Amplify SCI Flexible Equity	8.80	Nedgroup Global Equity Feeder	3.90
Bateleur Flexible Prescient	6.90	PSG Flexible	10.80
Centaur BCI Flexible	7.80	Satrix Balanced Index	14.80
Coronation Balanced Plus	8.30	SI:MM Cash	6.30
Coronation Global Optimum Growth	4.80	Truffle SCI Flexible	9.90

FEES (% INCL. VAT)

Annual fund management fee	0.30%
Total Expense Ratio (TER)	1.42%
Total Cost Ratio (TCR)	0.24%
Total Investment Charges (TER + TC)	1.66%

The TER was incurred as expenses relating to the administration of the Financial Product. The TC was incurred as cost relating to the buying and selling of the assets underlying the Financial Product. The TIC was incurred as cost relating to the investment of the Financial Product. The higher TER does not necessarily imply a poor return, nor does a low TER imply a good return. The current TER may not necessarily be an accurate indication of future TER's.

The TER shown is based on the highest fee tier where applicable and is calculated as at 30 June 2022.

CONTACT DETAILS

Atterbury Estate Block 6, 19 Frikkie de Beer Street, Menlyn, 0018. Tel: +27 (12) 348-2559 Email: admin@sfpadvice.co.za
Succession Financial Planning Advisory Services (Pty) Ltd (FSP) Licence No. 41158

Succession Balanced Fund

November 2022



SUCCESSION FINANCIAL PLANNING
Advisory Services (PTY) Ltd
Licensed Financial Services Provider PSP 41158

MANAGER COMMENT


For two consecutive months, global and local markets managed to recover some of the steep losses that we saw during the year. As we move to the last month of the year, the 2023 outlook remains gloomy and the coming year expects recession for both the developed and emerging market economies. Goldman Sachs' Global Investment Research (GIR) forecasts a slowdown in the pace of interest rate hikes as moderate inflation hits and supply chain pressures continue to ease.

For two consecutive months, global markets have managed to recover some of the steep losses that we saw during the year. The month started with a much anticipated fourth consecutive rate hike from the Fed. Mortgage rates have risen sharply in response to aggressive interest rate hikes, however, the US appears to be better insulated from mortgage payments shocks in 2023 when compared to other countries. Fed Chair Jerome Powell signalled that the Fed would slow down the pace of the interest rate hikes in December following a softer US inflation print for the month. The MSCI World Index closed 6.95% up m/m in USD and 1.08% down in ZAR. The Nasdaq 100 Index, which was impacted by previous central bank tightening recovered massively to end the month positive at 7.50%. The US 10-year government bond yields decreased by 0.30% to 3.80%.

Emerging market stocks rebounded to end higher than their developed market peers. The MSCI EM Index came in at 14.85% m/m in USD and 6.22% m/m in ZAR. The Chinese Hang Seng Index led the gains by ending 29.10% for the month. The positive gains were followed by constructive talks between President Xi Jinping and US President Joe Biden at the G20 summit, an announcement of some bailouts for China's poverty sector, and initial signs that the Chinese government will start to ease strict Covid-19 lockdown restrictions.

The local stock market had its best month in November in over two years. The FTSE/All Share Index came in at 12.33% m/m and 5.98% YTD. A significant contribution came from Naspers and Prosus, both up by 39% m/m, as they benefitted from a massive rally from Chinese tech company Tencent. The resources sector came in at 16.02%, the only disappointment came from Sasol, which came in lower at 3.00% down m/m as it tracked the oil price lower. The South African CPI print eased further to 7.50%. As anticipated, the SARB delivered a third consecutive 75 basis point rate hike during the month following global peers and pushing rates to 7% for the first time since mid-2017. Despite the SARB hike, the local 10-year government bond yields followed global yield lower, ending the month 0.50% down at 10.80%.

PORTFOLIO MANAGER



Wade Witbooi

BCom Business Management PGDip Financial Planning

Wade joined Sanlam Multi Managers in May 2016 as a retail portfolio manager within the investment team and is currently working under supervision.

Wade started his career at Glacier by Sanlam on their graduate trainee programme in 2010 and for the first two years worked within their communication centre and operations team, as well as their investment administration departments where he acquired a thorough understanding of the financial adviser market.

In 2012 he joined the Glacier Research team as an investment analyst focussing on manager research within the retail asset management landscape. Wade then joined Sanlam Investments Retail in May 2014 as a retail investments analyst within their Strategy and Client Solutions team, focussing on investment research, industry trend analysis, product positioning, and distribution support.

MANAGER INFORMATION

Sanlam Multi Manager International (SMMI) (Pty) Ltd

PHYSICAL ADDRESS

55 Willie van Schoor Avenue, Bellville, 7530
Postal Address: Private Bag X8, Tygervalley, 7536
Website: www.sanlaminvestments.com

POSTAL ADDRESS

Private Bag X8, Tygervalley, 7536

WEBSITE

www.sanlaminvestments.com

CONTACT DETAILS

Tel: +27 (21) 950-2500
Fax: +27 (21) 950-2126
Email: siretail@sanlaminvestments.com